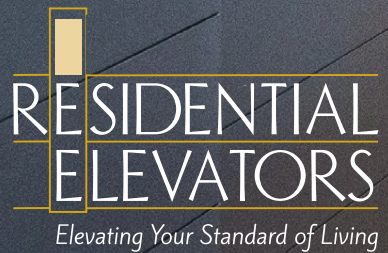




ELEVATE YOUR LIFESTYLE



Residential Elevators
800.832.2004
Sales@ResidentialElevators.com
ResidentialElevators.com

THE PREMIER HOME ELEVATOR COMPANY FOR AMERICA'S MOST DISCERNING HOMEOWNERS



Residential Elevators' custom-crafted, state-of-the-art elevators lift lifestyles to new heights, offering access, convenience, and luxury. Family-owned and operated for three decades, we have installed thousands of elevators across America — made possible by our passionate employees and certified dealers from coast to coast.

Savor every moment of life with a residential elevator designed just for you and your home.



ACCESS. CONVENIENCE. LUXURY.

Whether you're unloading groceries, walking the dog, or shepherding kids between activities, a custom, home elevator gets you where you want to go in seconds so you can spend your time doing what matters most.

Fill your home with love and memories rather than worry and stress over mobility challenges. Stay in your beloved multi-story home longer by preparing for tomorrow's mobility needs today.

Residential elevators are enjoyed by homeowners more than you might expect. In fact, 95% of our customers say that installing a residential elevator is worth the investment. Give us a call at 800.832.2004 or visit ResidentialElevators.com to learn how a residential elevator can be part of your home.




Minimal design. Maximum function.

A life of simplicity still has room for a home elevator. From hauling laundry or luggage to providing easier accessibility between floors, a simplistic home elevator is practical, smart, and affordable. Our base elevator model offers a single-opening Classic Series design with a choice of finishes and accessories.

MINIMALIST



A. Classic Series Cab: Premium White Laminate B. Control Operating Panel: Standard Brushed Stainless Steel #4 C. (4) Recessed LED Lights: Brushed Silver Tone Trim D. Solid Metal Flat Bar Handrail: Brushed Stainless Steel #4 (not shown) E. Century Scissor Gate: Brushed Stainless Steel #4 F. Standard Hall Station: Brushed Stainless Steel #4



Light, airy, durable.

Invoking the breeziness of the beach with its clean aesthetic, natural light, warm whites, and brushed stainless steel accessories, Coastal is a homeowner favorite. Townhomes and multi-story residences with an elevator tend to have greater resale value because of their popularity with retirees and multi-generational families.

COASTAL

A. Shaker Series Cab: White Lacquer Finish B. Standard Control Operating Panel: Brushed Stainless Steel #4 (not shown) C. (4) Recessed LED Lights: Brushed Silver Tone Trim D. Solid Metal Flat Bar Handrail: Brushed Stainless Steel #4 E. Accordion Gate: Clear Acrylic F. Standard Hall Station: Brushed Stainless Steel #4 G. Custom Upper Wall Mirror

For more information and to build your custom home elevator, visit ResidentialElevators.com

TRADITIONAL



Always timeless.

With wood species like Natural Oak and Cherry and rich, penetrating wood stains like Red Mahogany and Dark Walnut, Traditional never goes out of style. Traditional is perfect for homeowners who love symmetry, classic silhouettes, and European-inspired art.



A. Signature Series Cab: Oak: Custom Stain B. Standard Control Operating Panel: Brushed Bronze #4 C. (4) Recessed LED Lights: Brushed Bronze Tone Trim D. Solid Hardwood Handrail: Oak: Custom Stain E. Scissor Gate: Brushed Bronze #4 F. Standard Hall-Station: Brushed Bronze #4 G. Custom Full Height Mirror



Never out of style.

Modern design is all about clean lines, metallic finishes, and minimal detailing. Our designs emphasize vertical lines, natural light, and simple adornments. Enhance your Modern cab with subtle touches such as mirrored panels and additional LED downlights.



MODERN

A. Stainless Steel Cab: Brushed Stainless Steel #4 B. Flush Control Operating Panel: Stainless Steel #4 (not shown) C. (4) Recessed LED Lights: Silver Tone Trim D. Metal Tubular Bar Handrail: Stainless Steel #4 (not shown) E. Accordion Gate: Clear Acrylic F. Standard Hall-Station: Mirror Stainless Steel #8 G. (2) Custom Full Height Observation Panels

CUSTOM

If you can dream it, we can build it.

Our expert design and manufacturing team brings to life what you imagine, from a striking all-glass or stainless steel cab to personalized panels based on your own design — even one inspired by the sea.



A. Vintage Series Cab: Cherry: Custom Stain B. Standard Control Operating Panel: Matte Black C. (4) Recessed LED Lights: Black Trim D. Solid Wood Handrail: Cherry: Custom Stain E. Scissor Gate: Matte Black F. Standard Hall-Station: Matte Black G. (2) Custom Full Height Observation Panels